



Year 3

Curriculum evening

Miss Holland & Mrs Buchanan



Other staff members



Mrs Purshottam



Miss Flanagan



Miss Bellamy



Mrs Bhikha



Mrs Ellis



Mrs Larder-Dyson



Mrs Merriman



Mrs Cave



A longer morning



- There has been a change in the routines to what the children were used to in Year 2
- The morning is longer and the breaktime is later
- Please send your child in with a snack as they can get quite hungry by breaktime
- Fruit is not provided like it was in KS1



Independence



- Huge jump into year 3 and lots of the children will feel it with the pace of work
- We encourage children to remember their instruments for lessons and lesson times where possible (we always tell them too!)
- Choosing appropriate timings for the toilet/ drinks



Listening and concentration



- As we are now sat at tables all day, this is a new challenge for the children.
- We are aware that when sat at tables, it is tempting for the children to fiddle with things in front of them, but this is something we are working on.
- It is really important to highlight the importance of listening, especially as they make the move into KS2.



Equipment



- Named water bottle
- Snack in a named box to be kept on the lunchbox trolley (not in book bag)
- Named plimsolls
- Named book bag in every day - reading book, diary, spelling book, homework folder
- Clubs - ensure bring kit for the day / kit back in school if needed.
- Pen licence.



PE

- **Tuesday - outdoor.** Coloured t-shirt, shorts or tracksuit bottoms, sweatshirt, trainers, spare socks
- **Thursday - indoor.** Coloured t-shirt, shorts, sweatshirt, trainers, spare socks
- No jewellery - if unsure see email
- Come to school in uniform on Tuesdays then go home in their PE kit.
- Come to school in their PE kit on Thursdays and go home in their uniform.




History topics

- Stone Age to Iron Age
- Egyptians

Geography topics

- Using and making maps
- UK cities and countries
- UK regions
- UK study (Peak district)
- Water and the Water cycle




Links within our work

There may be links between subjects.

For example; we look at instruction writing and link this to making our sandwiches in D&T.

- Our water cycle topic in the spring term links with our literacy book focus.
- Our Stone Age topic links with Art and Literacy






YEAR 3 TIMETABLE 2023-2024

MONDAY	ASSEMBLY MORNING WORK	GAPS	ENGLISH		MATHS		COMPUTING / MUSIC	COMPUTING / MUSIC
TUESDAY	VIPERS	LITERACY			MATHS		OUTDOOR PE (Mr Evans) EH CLASS PSHE (Mrs Ellis) AB CLASS	OUTDOOR PE (Mr Evans) AB CLASS PSHE (Mrs Ellis) EH CLASS
WEDNESDAY	MORNING WORK	LITERACY	KS2 ASSEMBLY 10:25		ONE A WEEK MATHS & TIMES TABLE (Mrs Ellis/TA) FRENCH (Mrs Bryan) (ALTERNATE WEEKS)		GEOGRAPHY / HISTORY	DT/ART
THURSDAY	INDOOR PE / RE	INDOOR PE / RE			MATHS		Literacy	
FRIDAY	ASSEMBLY MORNING WORK	SPELLINGS AND HANDWRITING			MATHS		SCIENCE	HOME WORK



Literacy



Writing




2023/2024	Autumn 1	Autumn 2	Spring 1	Spring 2	Summer 1	Summer 2
English	Fiction text: Fantasy Skim and scan Character description List poem Instruction writing Non-Fiction: Instructional Writing Explore form, layout and presentation to support meaning Orally give a set of instructions To write instructions for making a sandwich snack (linked to D&T)	Poetry: Performance / Nonsense Poetry: Investigating performance poetry Rhyme, rhythm, nonsense Write own version of a nonsense poem Fiction text: Historical Fiction Prediction Structure presentation Retrieve and record Expressing opinions Drama - Character profile Description Diary Letter writing Writing from a character's viewpoint Comparisons Postcards Plan own version	Poetry: Question and Answer Poems Explore question & answer poems Write own poem Explore rhyming patterns Write town question & answer poem Read aloud using appropriate intonation and volume so meaning is clear Non-fiction: Narrative Consider the novel as whole Narrative Setting description Postcard Storyboard Narrative write - journey	Fiction Text: Adventure stories -Retrieve and infer meaning, identify themes, authors language choices, setting description, adventure story-planning and editing Poetry: Kennings Identify Kennings in a poem Use colour to create images Write a kenning poem	Fiction text: Explanation Develop language, Response to illustrations Exploring author language choices on readers Responding to illustrations Consider the novel as whole	Fiction text: Traditional tales Themes and conventions Authors language choices Draw inferences from dialogue and action Predicting Own traditional tale Short news report Diary entry Character description Advert Poetry: Limerick/Clerihew Investigate the structure of a limerick Exploring rhythm and rhyme Write their own limerick Compare limerick and Clerihew Write their own clerihew Perform own poem using intonation, tone, volume and action.



- Handwriting- weekly sessions focusing on letter formation and progressing to joining when ready

Ways to help with writing at home



- If you would like to do some writing at home, start with a simple sentence and improve it:
 - Add in an expanded noun phrase
 - Change the verb
 - Change the opener
 - Add in a conjunction to join the sentence
 - Practise spellings, focusing on the yr1/2 and 3/4 common exception words.


e.g. The cat sat on the mat.



Ways to help with writing at home


- Add in an expanded noun phrase
- Change the verb
- Change the opener
- Add in a conjunction to join the sentence

Lazily, the large, ginger cat sprawled across the door mat although his owner had opened the door to let her out.




Spelling

- We have weekly spelling sessions on a Friday.
- Children will receive new spellings every week to learn at home along with related activities.
- This forms part of their weekly homework. Please support your child with this.
- They will be tested the following Friday.



Ways to learn spellings

- Investigate/examine common letter patterns
- Notice danger zones such as silent letters
- Listen to yourself - Make little rhymes to help you remember how to spell a word eg:
- Big Elephants Can Always Understand Small Elephants is a good way to remember how to spell 'because'
- Look for letter sandwiches e.g; 'ewe'
- Practise the words on the handwriting sheet



This is an example of a handwriting sheet which should be completed as part of their weekly spelling homework.

Using a black pen, your child should carefully go over the existing word on each line, then aim to write the same word at least 4 or 5 times on the rest of the line.



Cursive Handwriting Practice

Practise your weekly spelling words using cursive handwriting.

eight

eight

eighty

veil

vein

beige


weight

steigh

freight

neighbour





By the end of year 4 your child should know how to spell and include the following words into their writing. These words are introduced within their spelling lessons. They appear after a focus has been on a block of different spelling patterns.

Year 3 and 4 Common Exception Words

Aa	breath	consider	enough	group	island	natural	popular	Rr	surprise
accident	breathe	continue	exercise	guard	Kk	naughty	position	recent	Tt
accidentally	build	Dd	experience	guide	knowledge	notice	possess	regular	therefore
actual	busy	decide	extreme	Hh	Ll	Oo	possession	reign	though
actually	business	describe	Ff	heard	learn	occasion	possible	remember	thought
address	Cc	different	famous	heart	length	occasionally	potatoes	Ss	through
although	calendar	difficult	favourite	height	library	often	pressure	sentence	Vv
answer	caught	disappear	February	history	Mm	opposite	probably	separate	various
appear	centre	Ee	forward	Ii	material	ordinary	promise	special	Ww
arrive	century	early	forwards	imagine	medicine	Pp	purpose	straight	weight
Bb	certain	earth	fruit	increase	mention	particular	Qq	strange	woman
believe	circle	eight	Gg	important	minute	peculiar	quarter	strength	women
bicycle	complete	eighth	grammar	interest	Nn	perhaps	question	suppose	



Handwriting

- Dedicated handwriting sessions.
- Start by recapping letter formations including lower and upper case letters and numbers from 0 to 9.
- It is important that your child can start and end each letter in the correct place before beginning to join letters
- Handwriting will also be linked to their spelling as this helps to build 'muscle memory'




Reading

- It is important that your child is encouraged to read as much as possible at home.
- We expect the children to keep a record of all of their reading in their diaries.
- We collect the reading diaries in on a Thursday to check they have read **at least three times** to an adult over the week.
- Children can change their book at any time during the week, ask first thing in the morning.




Reading



- Children do not just have to read their school reading books at home, we encourage a variety of material, e.g. non-fiction, comics and magazines.
- Visits to local libraries are important



How to record reading in a diary



18.9.22

Red Planet p1-7 ~~DM~~

20.9.22


Red Planet p 8-15

xxxxx understood this well and
could answer some questions. ~~DM~~

21.9.22

Red Planet p16-end

xxxx really enjoyed this book.
We talked about the different
punctuation.



Recommended reading list



We will upload the list to our Year 3 page on the website



Recommended Reading for Year 3

The Accidental Prime Minister by Tom McLaughlin

When schoolboy Joe's video about how he would make the world a better place goes viral, he becomes very popular and very famous, and ends up being – Prime Minister! Follow Joe's funny journey in which he makes buses banana shaped, cats have hats and trains have swimming pools. A great chapter book for more confident 7 and 8 year old readers.



The Boy Who Grew Dragons by Andy Shepherd

A funny, heartwarming and captivating adventure about a boy whose dragon fruit from the tree in his garden begins hatching. He soon finds that caring for a small dragon is no easy task. And then more and more dragon fruits start to hatch... Perfect to read to your child or use as a Year 3 class reader.



Varjak Paw by SF Said

When Varjak Paw, an exotic blue cat, listens to his grandfather tell him the mysterious ways of secret ninja cats, he soon finds himself thrust into a world of strange events and dangerous adventures. A great book for group reading in Year 3.



Dog Man by Dav Pilkey

This lively and easy to read series of comic book style stories, with one idea per picture, may well be your seven year old's next favourite set of books. This book will appeal to the most reluctant readers in year 3 and is ideal for reading independently or aloud.




King Kong by Anthony Browne

The classic tale of the giant ape who falls in love with the beautiful Ann Darrow but finds himself locked up and held in captivity. When he escapes, chaos ensues in New York. This large-format book includes lots of stunning illustrations and will appeal to both able and reluctant readers in year three. It is also ideal to read with your child.



Maths

- Focus on being secure with basic number work, this includes place value, counting, times tables, number bonds.
- It is vital that children have instant recall of their number bonds to 10 in order to apply these to more complicated calculations.
- They also need to understand that these skills are transferable e.g. I know $7 + 2 = 9$ so $17 + 2 = 19$ and $70 + 20 = 90$.
- See calculation policy on school website.



- Fortnightly mental maths test.
- Times table and division sessions.
- Times Table Rock Stars logins are the same as Purple Mash. Please encourage your child to practise as much as possible
- We expect children to know 10, 5, 2, 3, 4, and 8 times tables as a minimum by the end of year 3. and all times tables up to 12×12 by end of Year 4. The Year 2 expectation was for children to know their 2, 5, and 10 times tables.






JAMMING

Take it easy



GIG

Perform once a month



GARAGE

Complete your heatmap



1.63 s/q

Studio Speed



3,410

Current coins



STUDIO

Get a rock status



SOUNDCHECK

Beat the clock



Invert





	10	2	5	3	4	8	6	7	9	11	12
10	10×10	10×2	10×5	10×3	10×4	10×8	10×6	10×7	10×9	10×11	10×12
2	2×10	2×2	2×5	2×3	2×4	2×8	2×6	2×7	2×9	2×11	2×12
5	5×10	5×2	5×5	5×3	5×4	5×8	5×6	5×7	5×9	5×11	5×12
3	3×10	3×2	3×5	3×3	3×4	3×8	3×6	3×7	3×9	3×11	3×12
4	4×10	4×2	4×5	4×3	4×4	4×8	4×6	4×7	4×9	4×11	4×12
8	8×10	8×2	8×5	8×3	8×4						
6	6×10	6×2	6×5	6×3	6×4						
7	7×10	7×2	7×5	7×3	7×4						
9	9×10	9×2	9×5	9×3	9×4						
11	11×10	11×2	11×5	11×3	11×4						
12	12×10	12×2	12×5	12×3	12×4						



Times table challenge!


x	10	5	2	4	8	3	6	9	7	x
10										10
5										5
2										2
4										4
8										8

Name: _____

Time: _____

What times table are you going to practise? Score: _____

The aim is for the children to be able to quickly recall ALL of their multiplication facts.






X	5	3	2	9	8	10	6	4	7	11	12	X
4												
6												
7												
5												
8												
3												
2												
9												
10												
11												
12												

Name:

Date:

Time:

To practise:




Maths at home

- Telling the time - digital and analogue
- Times tables
- Number bonds
- Money including coin recognition and giving change
- Problem solving
- Use opportunities in every day activities



Maths Overview



Autumn term

Number

Place value
FREE TRIAL

[VIEW](#)

Number

Addition and subtraction

[VIEW](#)

Number

Multiplication and division A

[VIEW](#)

Spring term

Number

Multiplication and division B

[VIEW](#)

Measurement

Length and perimeter

[VIEW](#)

Number

Fractions A

[VIEW](#)

Measurement

Mass and capacity

[VIEW](#)

Summer term

Number

Fractions B

[VIEW](#)

Measurement

Money

[VIEW](#)

Measurement

Time

[VIEW](#)

Geometry


Shape

[VIEW](#)

Statistics

[VIEW](#)

Homework



- Read at least 3 times a week
- Learning spellings and completing all of the related activities
- Times table practice
- Number bond practice (where needed)
- Other related homework where appropriate - set Friday, due Thursday.



Other information...

- Inhalers need to be named and handed to teachers
- EpiPens to the office. Check expiry dates.
- All uniform, PE kits, lunch boxes, snack boxes and water bottles named.
- Look at year group page each week for class info.
- Make sure that the office are up to date with school dinners as we have some children who are down as hot dinner but are having a packed lunch.




Other information...

- If there is anything that you need to discuss, we are always happy to help.
- Ways to contact:
 - Please email or telephone the school office who will forward any messages to us
 - write a note in the reading diary
 - catch us at the end of the day



Parents evenings

- 24th October
- 25th October
- 30th October





A message from FOWG





Friends of Woodland Grange

The Friends of Woodland Grange (FOWG) are our parents group.

They group is made up from parents and carers across the school.

They are a voluntary group who raise money on behalf of the school.

Every penny they raise comes back into school to benefit **every** pupil.

In the past they have raised money for play equipment, technology in school, books, toys and cooking equipment and ingredients. This year they are raising money to help us develop our new school library.



FOWG need your help!

They need helpers events (the first one this term is the Hallowe'en disco on Friday 3rd November.

The next meeting is on Wednesday 11th October, 2pm in the staffroom.

Come along to the meeting to find out more and give up some time to organise/help at an event.

The BIG fundraiser for this term will be a Winter Wonderland event on Friday 15th December.



FOWG are now selling pre-loved uniform online at **uniformly**.

Help us raise much-needed funds for our school by donating your outgrown school uniform and school accessories now!

Please arrange your donation by contacting us on fowg@woodlandgrange.leics.sch.uk or contacting your [WhatsApp rep](#). Drop-offs to reception will not be accepted.

To purchase pre-loved items, register an account on www.uniformly.co.uk, select our LEA & then school, and then have a look at the listings. Register your interest on items, and a member of FOWG will get back to you.

WANTED...

- ✓ School cardigans/jumpers
- ✓ School polo shirts / blouses
- ✓ School skirts / dresses
- ✓ School trousers
- ✓ PE t-shirts
- ✓ PE jumpers
- ✓ Book bags
- ✓ Coats
- ✓ Wellies
- ✓ Waterproofs
- ✓ School boots / shoes in good condition

Items can be with or without the school logo, all we ask is that they are clean and in good condition!

reduce, reuse, donate





School Messages



Pupil Premium

(This information is on the 'Pupil Premium' page of the school website)

What is Pupil Premium?

Pupil Premium was introduced to help schools to offer additional support the children. It is an annual amount (for 23/24 it is £1,455) paid directly to school. We can use the money to support the education of your child in many ways, including:

- Additional, personalised tuition
- Paying for school trips and clubs
- Paying for school uniform

Who qualifies for Pupil Premium

There is no stigma attached to applying for this funding, we will encourage and support any family wishing to apply. A child may be eligible for free school meals (FSM) and therefore pupil premium, if their parents receive any of the following:

- Income Support
- Income-based Jobseekers Allowance (JSA)
- Income-related Employment and Support Allowance (ESA)
- Support under part VI of the Immigration and Asylum Act 1999
- The guaranteed element of State Pension Credit
- Child Tax Credit, provided the parents are not also entitled to Working Tax Credit
- Universal Credit

A child can also claim pupil premium if:

- They are a looked after or previously looked after child (in the care of the Local Authority)
- They have one or both parents in the armed services (service Pupil Premium)

**If you think your child is entitled to pupil premium, email freeschoolmeals@leics.gov.uk
or call 0116 3056588 or 0116 3057093**



School trips

We are delighted that school trips are now being organised in year groups across the school. These add memorable experiences and enhance the learning in the curriculum. They are carefully chosen by staff and we know how important they are to the pupils.

Trips have to be funded otherwise they cannot go ahead. Schools will ask for a voluntary contribution which has been worked out by dividing the overall cost by the number of children in the year group. We would never ask families to pay over and above this amount. We have to say that this is a 'voluntary contribution' and we will support those families in receipt of Pupil Premium by paying 50% of the cost. But we also have to be realistic, without voluntary contributions, trips will have to be cancelled, as the school would have to make up the shortfall from existing budgets.



Parking

Please remember to park with care and courtesy outside school. We receive emails from local residents about lack of access to their properties and there have been instances where the bus is unable to drive along Beaufort Way (this would be the same for any emergency vehicle) due to school traffic. Please remember the following:

- **Do not block road junctions, residents driveways or bus stops**
- **Do not use the school entrance to perform a U-turn**
- **The school car park is for staff only (or families that require disabled access)**
- **Do not Park on the yellow zig zag lines outside school**
- **Ensure you leave enough room on pavements for pedestrians (with pushchairs or prams) to pass**
- **Switch off your engine whilst you are waiting outside school**

Remember: You can use the Grange Farm pub car park at drop off/pick up times. It is only a 3 minute walk from school and cuts down the congestion outside of school.



School Office

Late arrivals: Please sign in at the school office, please do not go straight to the classroom.

- **Holiday requests:** Holiday is not authorised during term time except for exceptional circumstances. Request forms can be found on the school website. Unauthorised holidays will be referred to Leicestershire County Council who may issue a penalty notice.
- **Medical appointments:** We will require evidence of any medical appoint that your child is attending for this to be authorised. Please be aware that such appointments do affect your child's attendance percentage.
- **School dinners:** Should you wish to change your child's dinner requirements please email the school office and not your class teacher. You may still be charged if changing from a hot meal if the office has not been notified. This will be non refundable as the school will have already paid for these meals. Children in Reception and KS1 qualify for the Government Universal Free School Meals, however the catering staff still require a full weeks notice of any changes.
- **Forgotten Items:** Please try and send your child in with everything they need for the day. Forgotten packed lunches, homework, water bottles, instruments and clothing will only be passed across to your child at a convenient time so as not to disrupt the class which we try to keep to a minimum.