

Welcome to the Year 1 Curriculum Evening

English



Maths



Geography



Science



History



Computing



Art & Design



Physical Education



The Year 1 Team

The Teachers


Mrs. Brennan



Year 1 Teacher

RE Lead

Mrs. Hibbard



Year 1 Teacher

**KS1 Literacy and
Phonics Lead**

1-1 Support Staff



Mrs. Bhika



**Mrs.
Purshottam**

Teaching Assistants

Miss Jackson



Mrs. Fisher



Website – links to school improvement plan and overviews for areas of the curriculum.

- Year 1 Curriculum
- Year 2 Curriculum
- Year 3 Curriculum
- Year 4 Curriculum
- Year 5 Curriculum
- Year 6 Curriculum

Weekly learning will be here.
Photo updates throughout the year

Our Maths Overviews ▼

Our Calculation Policies ▼

Our School Improvement Plan ▼

Our Writing Development Plan & Assessment Criteria ▼

Our RE Whole School Plan ▼

Our Music Curriculum ▼

Our PE Curriculum ▼

Transition through Year 1

Moving on from Foundation Stage

- Easing the transition process – continued play provision.
- Continuing learning from the EYFS goals – Statutory guidance.
- Same but different.
- Child Led.

Progressing through Year 1 and moving on towards year 2

- Play based learning continues – Child Led.
- More whole class teaching.
- Larger group work followed on from whole class taught sessions.
- Higher number of tasks to achieve throughout the week (*Must do Jobs*).
- Increased level of homework and independence to complete work.

Tapestry – Unfortunately, this does not link to National Curriculum assessment framework.

Twitter – regular updates to keep you posted on learning in year 1.

Purple mash – Home Learning

Learning in Year 1



Play based

Child Led



Group work



Skills-based



Motivated to learn



Cross-curricular



Routines and Timetabled sessions

- **School Day:** 8.50am and finishes at 3.15pm.
- **Keeping you informed:** Please check your child's bookbag regularly for letters and notes. We may also write notes in their reading diary so please check this when you are reading with your child.
- **Snack box:** small, healthy snack box. Unfortunately, due to broken and lost toys, the children should not bring in any toys.
- **ICT:** timetabled for Wednesday.
- **PE:** our slots are Monday for outdoor PE and Thursday for indoor PE but could happen anytime in the week. Please keep kits in school all week including trainers.
- **Clubs!** Please remind your children and encourage independence when getting organised.
- **Lost Property:** please label EVERYTHING! If something goes missing check the lost property box.
- **FOWG** – please help them!

Maths in Year One

A mitten crab has five pairs of legs. How many legs in total does a mitten crab have?



- Maths is taught through carpet sessions, group activities and independent classroom tasks
- Problem solving questioning that link to everyday scenarios
- Still working in practical and hands on approach but a big step up from Foundation Stage Curriculum

16

17

19

20

21

22

24

25

26

28

Can the family all travel in a six seater car?

Explain how you know.



There are 4 chairs in a circle. 1 more chair is added, how many chairs are there in the circle now?

In Year One there is a higher emphasis on reading math's problems. Can children pick out the key information needed to find the answer?

I have 3 pencils in my pot. It fits 10.
How many more can fit in the pot?



There are 10 buttons on my coat.
I have fastened 2, how many more are there to do?



Supporting Reading in Year 1

1-1 reading / Guided Reading

- Home support – crucial for developing fluency and sight vocabulary – regular short bursts.
 - Reading with an adult in school at least once a week – could be the class teacher, teaching assistant or other adults to support reading in school.
 - Reading engagement - Oxford Owl: https://www.oxfordowl.co.uk/api/courses/27/digital_books/1357.html
-
- A variety of non-fiction/fiction books.
 - Children encouraged to listen to others and contribute to group discussion on text.
 - Higher focus on comprehension and understanding of text.



Top 10 tips to help children enjoy reading

1. **Make books part of your family life** – Always have books around so that you and your children are ready to read whenever there's a chance.
2. **Join your local library** – Get your child a library card. You'll find the latest videogames, blu-rays and DVDs, plus tons and tons of fantastic books. Allow them to pick their own books, encouraging their own interests.
3. **Match their interests** – Help them find the right book - it doesn't matter if it's fiction, poetry, comic books or non-fiction.
4. **All reading is good** – Don't discount non-fiction, comics, graphic novels, magazines and leaflets. Reading is reading and it is all good.
5. **Get comfortable!** – Snuggle up somewhere warm and cosy with your child, either in bed, on a beanbag or on the sofa, or make sure they have somewhere comfy when reading alone.
6. **Ask questions** – To keep them interested in the story, ask your child questions as you read such as, 'What do you think will happen next?' or 'Where did we get to last night? Can you remember what had happened already?'
7. **Read whenever you get the chance** – Bring along a book or magazine for any time your child has to wait, such as at a doctor's surgery.
8. **Read again and again** – Encourage your child to re-read favourite books and poems. Re-reading helps to build up fluency and confidence.
9. **Bedtime stories** – Regularly read with your child or children at bedtime. It's a great way to end the day and to spend valuable time with your child.
10. **Rhyme and repetition** – Books and poems which include rhyme and repetition are great for encouraging your child or children to join in and remember the words.

Topics in Year 1

Seasons



Transport



Polar
Explorers



Animals



Superheroes



Houses
& Homes

Reading and writing in Year One



What is Reading Planet Rocket Phonics?



- Letter home sent.
- Replaces Letter and Sounds but closely follows order of letters and sounds taught.
- Whole class teaching.
- New reading scheme – books look different and are levelled differently to our previous scheme.
- New sound mats




























End of year expectations – children should be able to read common exception words with *all* the 40+ phonemes taught.

Year 1 Phonics Screening Test – real and made up words.


Writing in Year 1

Handwriting

- We have updated and revised our letter formation strategy.
- We work on handwriting in our daily phonic sessions and this massively supports fluent writing. Learning the correct pattern and form is crucial at this stage.
- Joining – this will begin to be taught in Year 2.

Woodland Grange Letter Formation						
						
Back over the rainbow, big fat turning, up, down and jump off!	Down in the lift, bounce up, round the roundabout and tuck in.	Back over the rainbow, curl round and stop.	Back over the rainbow, up in the lift, down and jump off!	Out and loop the loop	Back over the rainbow, down and jolly tail, off and cross.	Back over the rainbow, big fat turning, up, down and monkey tail
						
Down in the lift, bounce up, over the hill and jump off!	Down, jump off and splat	Down monkey tail, jump off and splat.	Down in the lift, bounce up, stick its tongue out, down the slide and jump off!	Down in the lift and jump off!	Down, bounce up, over the hill, over another hill and jump off!	Down, bounce up, over the hill and jump off!
						
Back over the rainbow, big fat turning and join.	Down, bounce up, around the roundabout and tuck in.	Back over the rainbow, big fat turning, down and tick.	Down, bounce up and over.	Back over the rainbow and curl around the snake's tail.	Down in the lift, round the bend, off and cross.	Down, round the bend, up down and jump off!
					When joining handwriting in Year 2 please add the joiner to the letters below: 	
Down the slide, up the slide	Down the slide, up, down and up again.	Down the slide, off and down the other slide	Down, round the bend, up, down and monkey tail.	Zip along, down the slide and zip along again.		

Writing in year 1



What this bike needs is a dog.

Expectations for the end of Year 1.

✓ C.L. (2ly)
I think inside that house
there is a little fairy - Sweaky doot mouse -
a little frog reading a book about frogs and a
frige filled with fly's in! I think the
fairy has pink and blue and brown hair -
a pink dress with fairy's on it! ✓

Writing in Year 1

Writing for a purpose

- Always writing for a purpose – cross curricular.
- A lot to think about!
- End of year expectations – write a sentence which someone else can read back, spelt using the 40+ phonemes and includes correct punctuation of full stop and capital letter – Consistently!



Homework



Reading - a minimum of 3 times a week.

Handwriting – occasionally sent home.

Topic, literacy and Maths – set from the Autumn term and will be sent home every Friday and be due back in school by every Thursday.



Purple Mash

<https://www.purplemash.com/#tab/pm-home>

MATHS CALCULATION POLICIES

for Years 1 to 5 that parents may find useful as they describe the strategies we use in school.

Name	
Subtraction.pdf	Download
Addition.pdf	Download
Division.pdf	Download
Multiplication.pdf	Download

Showing 1-4 of 4



[Click here for Purple Mash...](#)



[Click here for Rock Star Times Tables...](#)



We have been awarded the School Games Bronze Award for 2017-18



Home

Search

Tools

Games

Mini Mash

Serial Mash

English

Mathematics

Science

Computing

Art

Topics

Thank you for listening to Year 1 curriculum evening.

Any questions that you still may have please email them to the office with the subject of FAO Year 1 teachers.

Office email – office@woodlandgrange.leics.sch.uk

Before you go...



Friends of Woodland Grange

The Friends of Woodland Grange (FOWG) are our parents group.

They group are made up from parents and carers across the school.

They are a voluntary group who raise money on behalf of the school.

Every penny they raise comes back into school to benefit **every** pupil.

In the past they have raised money for play equipment, technology in school, books, toys and cooking equipment and ingredients.



FOWG need your help!

They need helpers events (the first one this term is the Hallowe'en disco on Friday 28th October.

Look out for the next meeting date (check the website calendar, monthly newsletters or WhatsApp group reps).

Come along to the meeting to find out more and give up some time to organise/help at an event.

The BIG fundraiser comes at the end of the year. The FOWG summer will be on again (June 2023)



Pupil Premium

What is Pupil Premium?

Pupil Premium was introduced to help schools to further support the children of low income families. Children attract additional funding to the School. We can use the money to fund (for example):

- Additional tuition
- Pay for day and residential trips
- Pay for an after school club
- Fund uniform

Eligibility (these can be found on the school website, click [here](#))

We encourage eligible parents to apply for Pupil Premium support. There is no stigma attached to applying for this funding and families will not be aware that you have done so. A child may be eligible for free school meals (FSM) and therefore pupil premium, if their parents receive any of the following benefits:

- Income Support
- Income-based Jobseekers Allowance (JSA)
- Income-related Employment and Support Allowance (ESA)
- Support under part VI of the Immigration and Asylum Act 1999
- The guaranteed element of State Pension Credit
- Child Tax Credit, provided the parents are not also entitled to Working Tax Credit and have an annual gross income of no more than £16,190
- Working Tax Credit run-on, which is paid for 4 weeks after you stop qualifying for Working Tax credit
- Universal Credit – for those applying on or after 1 April 2018, their household income must be less than £7,400 a year (after tax and not including any benefits they get). See the section below for protections in place for those affected by the introduction of this income threshold

A child can also claim pupil premium if:

- They are a looked after or previously looked after child
- They have one or both parents in the armed services (service pupil premium)

If you think your child is entitled to pupil premium, email freeschoolmeals@leics.gov.uk or call 0116 3056588 or 0116 3057093 to apply



FOWG are now selling pre-loved uniform online at **uniformerly**.

Help us raise much-needed funds for our school by donating your outgrown school uniform and school accessories now! Please arrange your donation by contacting us on fowg@woodlandgrange.leics.sch.uk or contacting your [WhatsApp rep](#). Drop-offs to reception will not be accepted.

To purchase pre-loved items, register an account on www.uniformerly.co.uk, select our LEA & then school, and then have a look at the listings. Register your interest on items, and a member of FOWG will get back to you.

WANTED...

- ✓ School cardigans/jumpers
- ✓ School polo shirts / blouses
- ✓ School skirts / dresses
- ✓ School trousers
- ✓ PE t-shirts
- ✓ PE jumpers
- ✓ Book bags
- ✓ Coats
- ✓ Wellies
- ✓ Waterproofs
- ✓ School boots / shoes in good condition

Items can be with or without the school logo, all we ask is that they are clean and in good condition!

reduce, reuse, donate

