

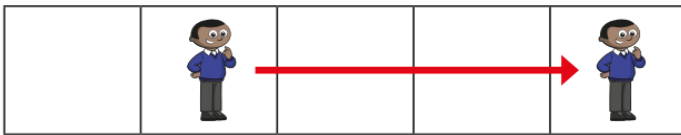
What should I already know?

Use the language forward, backward and turn.

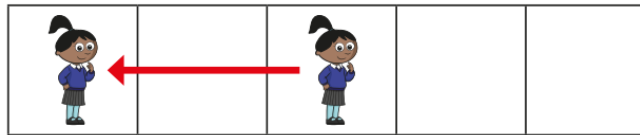
Key Knowledge

Describe position:

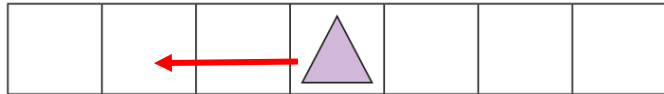
Forwards: 3 squares forward




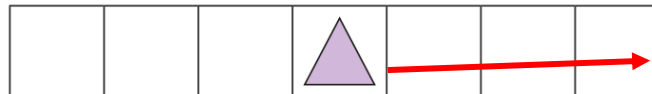
Backwards: 2 squares backward



Left: 2 squares left




Right: 3 squares right

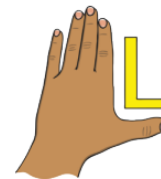


The blue square is to the **left** of the green triangle.
The orange star is to the **right** of the green triangle.

Above, Below, Top, Middle and Bottom:



The teddy is **above** the boat.
The duck is on the **top** shelf.
The tractor is on the **middle** shelf.
The ball is on the **bottom** shelf.
The boat is **between** the teddy and the astronaut.
The tractor is **below** the duck.
Also include **behind** and **in front of**.



Key Vocabulary and definitions

Turn	Move in a circular direction partly or wholly around a point.
Position	A place where someone or something is located.

Describe turns:

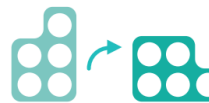
Whole/full turn:



Half turn:



Quarter turn:



Three-quarter turn:



Ordinal numbers:

Describing position and links to the ordering of numbers.



Circle the **first** apple.
Underline the **4th** apple.
Tick the **last** apple.