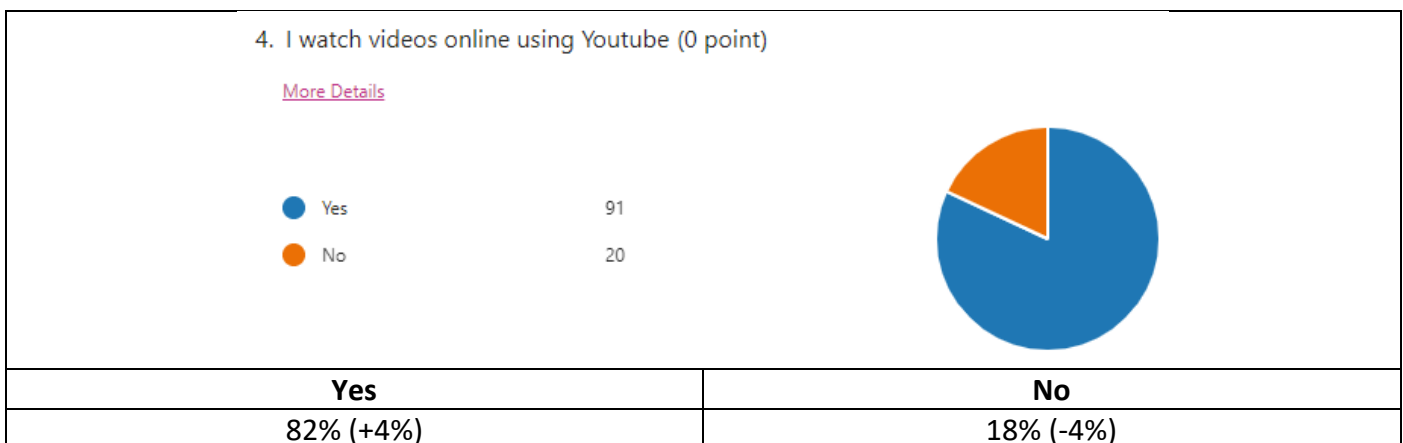
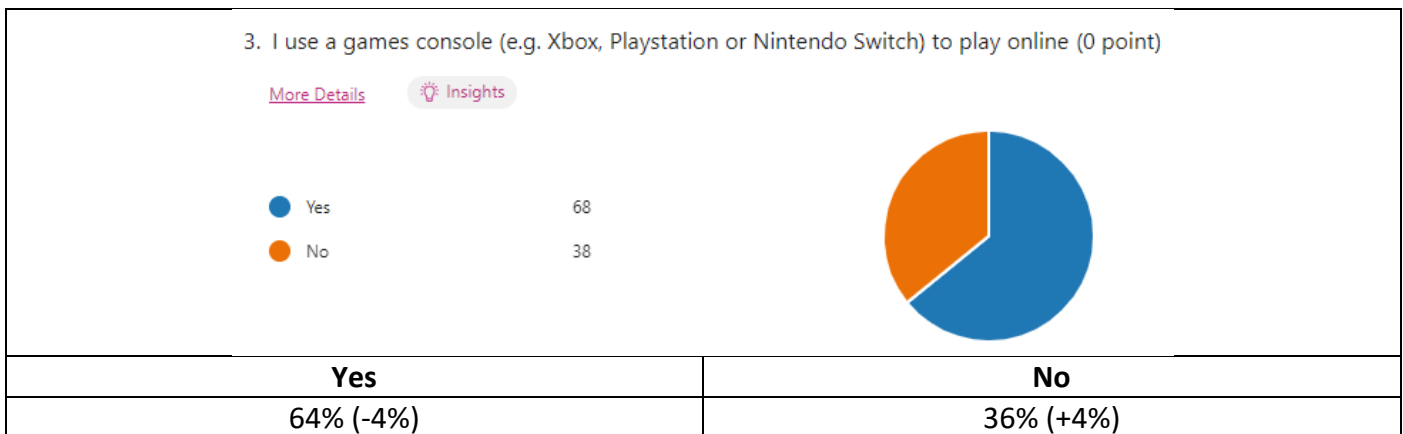
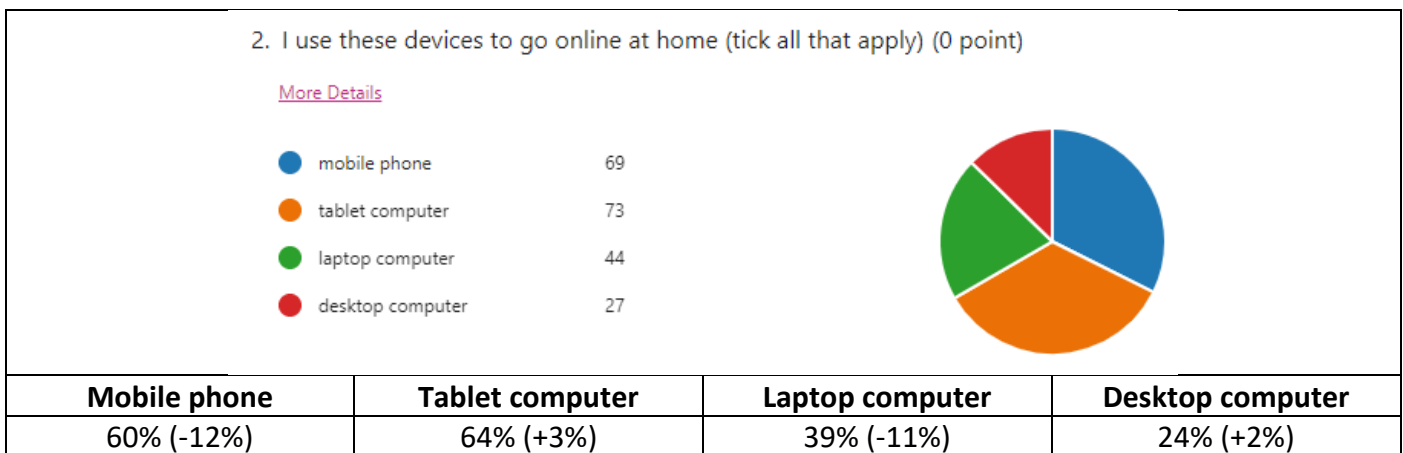
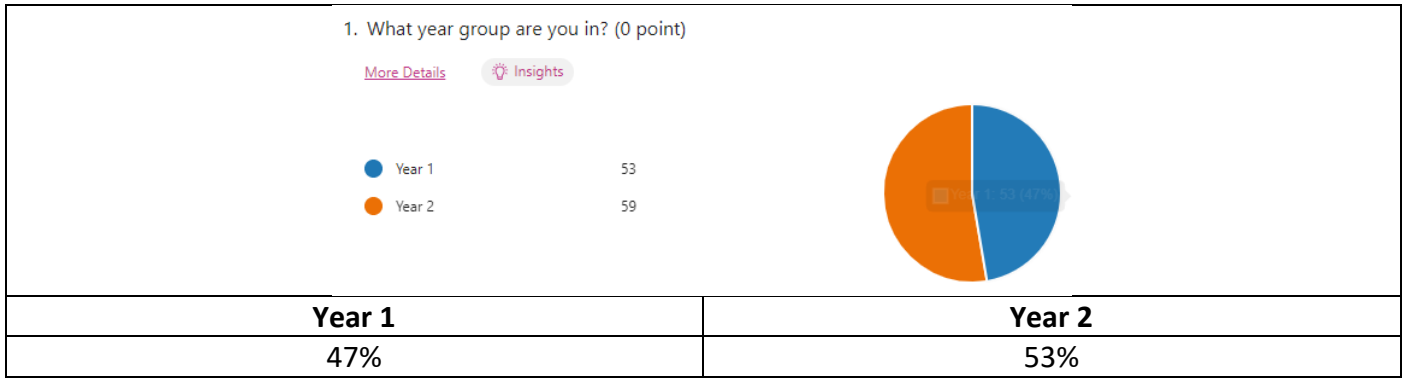


# Woodland Grange Primary School – KS1 Online Safety Pupil Survey Spring 2024

(114 responses – results in brackets comparison to 2023)



5. I have learnt about online safety at school (0 point)

[More Details](#)

[Insights](#)

- Yes 100
- No 10



Yes	No
91% (+6%)	9% (-6%)

6. I feel safe online (0 point)

[More Details](#)

- Yes 64
- Most of the time 27
- Some of the time 13
- Not very much 1
- Never 7



All the time	Most of the time	Some of the time	Almost never	Never
57% (-3%)	24% (+8%)	12% (-2%)	1% (-5%)	6% (+2%)

7. I know what 'personal information' means (0 point)

[More Details](#)

[Insights](#)

- Yes 39
- No 74



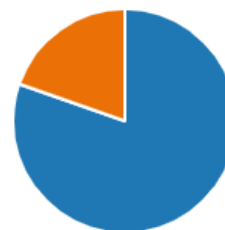
Yes	No
35% (+1%)	65% (-1%)

8. I know who to speak to if I feel unsafe online (0 point)

[More Details](#)

[Insights](#)

- Yes 90
- No 22



Yes	No
80% (-15%)	20% (+15%)

9. Information on the internet is true? (0 point)

[More Details](#)

[Insights](#)

- All of it 27
- Most of it 27
- Some of it 41
- Not very much of it 11
- None of it 8



All of it	Most of it	Some of it	Not very much of it	None of it
24% (+6%)	24% (-4%)	36% (-14%)	10% (-3%)	6% (+2%)

10. How long do you usually spend online each day? (Not including school) (0 point)

[More Details](#)

- 1 hour or less 53
- Up to 2 hours 27
- Up to 3 hours 9
- Up to 4 hours 10
- More than 4 hours 14



1 hour or less	Up to 2 hours	Up to 3 hours	Up to 4 hours	More than 4 hours
47% (+5%)	24% (-6%)	8% (+5%)	9% (-4%)	12% (+2%)

11. I have limits on my screen time on weekdays (0 point)

[More Details](#)

[Insights](#)

- Yes 79
- No 34



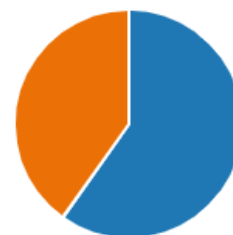
Yes	No
71% (+10%)	29% (-10%)

12. I have limits on my screen time on the weekend (0 point)

[More Details](#)

[Insights](#)

- Yes 67
- No 45



Yes	No
60% (+11%)	40% (-11%)

## **Main headlines for 2024:**

- More children are online using phones and tablets compared to laptops and desktops.
- There has been a decrease in use of digital devices (e.g. 12% less are using phones compared to 2023).
- Over 80% of children in KS1 watch online content via Youtube.
- Over 90% of children can recall being taught about online safety (slight increase on 2023).
- Over 80% of children feel safe online either all or most of the time.
- About a third of children know what 'personal information' means.
- 80% of children know who they would speak to if they felt upset online (15% decrease on 2023).
- A quarter of children feel that everything online is true.
- Just under half of children say they spend no more than 1 hour online.
- Just over 10% say they are spending 4 or more hours each day.
- More children have limits on their screen time during the week (71%) compared to weekends (60%).