

Woodland Grange Primary School – KS2 Online Safety Pupil Survey Spring 2024

(237 responses – results in brackets comparison to 2023)

1. What year group are you in? (0 point)

[More Details](#)

- Year 3 59
- Year 4 58
- Year 5 61
- Year 6 59



Year 3	Year 4	Year 5	Year 6
25%	25%	26%	24%

2. I use these devices to go online at home (tick all that apply) (0 point)

[More Details](#)

- mobile phone 147
- tablet computer 163
- laptop computer 101
- desktop computer 48



Mobile phone	Tablet computer	Laptop computer	Desktop computer
62% (-2%)	69% (-4%)	43% (-8%)	20% (-6%)

3. I use a games console (e.g. Xbox, Playstation or Nintendo Switch) to play online (0 point)

[More Details](#)

Insights

- Yes 182
- No 55



Yes	No
77% (+9%)	23% (-9%)

4. I use the following social media apps/websites (tick all that apply) (0 point)

[More Details](#)

- None 128
- TikTok 66
- Snapchat 54
- Instagram 48
- Facebook 32



None	TikTok	Snapchat	Instagram	Facebook
54% (+1%)	28% (-4%)	23% (-1%)	20% (+5%)	14% (+1%)

5. I watch videos online using Youtube (0 point)

[More Details](#)

[Insights](#)

- Yes 213
- No 18



Yes	No
92% (+3%)	8% (-3%)

6. I have learnt about online safety at school (0 point)

[More Details](#)

[Insights](#)

- Yes 236
- No 0



Yes	No
100% (=)	-

7. I feel safe online (0 point)

[More Details](#)

 Insights


- Yes 117
- Most of the time 93
- Some of the time 19
- Not very much 4
- Never 4



All the time	Most of the time	Some of the time	Almost never	Never
49% (+8%)	39% (-3%)	8% (-5%)	2% (-3%)	2% (+2%)

8. I know what 'personal information' means (0 point)

[More Details](#)

 Insights

- Yes 202
- No 27

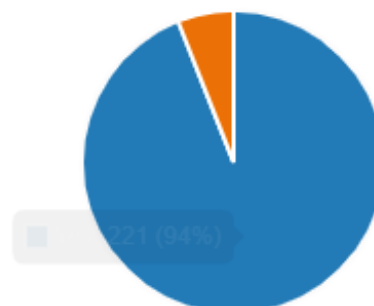


Yes	No
88% (+3%)	12% (-3%)

9. I know who to speak to if I feel unsafe online (0 point)

[More Details](#)


- Yes 221
- No 14



Yes	No
94% (-1%)	6% (+1%)

10. I know how to make a report about anything that has made me feel uncomfortable or upset online

[More Details](#)

 Insights


- Yes 158
- No 78



Yes	No
67% (+1%)	33% (-1%)

11. I know how to change privacy settings on social media websites and apps such as TikTok, Snapchat, Instagram or Facebook

[More Details](#)

 Insights


- Yes 36
- Some of them 47
- No 46
- I don't use them 107



Yes	Some of them	No	I don't use them
15% (+1%)	20% (-5%)	20% (+1%)	45% (+3%)

12. I know how to block accounts and report messages on social media websites and apps such as TikTok, Snapchat, Instagram or Facebook

[More Details](#)

 Insights

- Yes 49
- Some of them 34
- No 49
- I don't use them 105



Yes	Some of them	No	I don't use them
21% (+1%)	14% (-5%)	21% (+4%)	44% (=)

13. I share photos of myself online (0 point)

[More Details](#)

[Insights](#)

- Yes 29
- Yes (only with family/friends/sch... 159
- No 48



Yes	Yes (only with friends/family/school)	No
12% (+1%)	67% (+1%)	21% (-2%)

14. I have received unkind messages or photos via social media, email or text (0 point)

[More Details](#)

[Insights](#)

- Yes 73
- No 163



Yes	No
31% (+4%)	69% (-4%)

15. Information on the internet is true? (0 point)

[More Details](#)

[Insights](#)

- All of it 5
- Most of it 61
- Some of it 146
- Not very much of it 17
- None of it 7



All of it	Most of it	Some of it	Not very much of it	None of it
2% (=)	26% (-4%)	62% (+5%)	7% (-4%)	3% (+3%)

16. I know what PEGI ratings are (0 point)

[More Details](#)

[Insights](#)

- Yes 150
- No 81



Yes	No
65% (+14%)	35% (-14%)

17. I play games with higher PEGI ratings than my age (0 point)

[More Details](#)

- Yes 116
- No 118



Yes	No
50% (+14%)	50% (-14%)

18. How long do you usually spend online each day? (Not including school) (0 point)

[More Details](#)

- 1 hour or less 72
- Up to 2 hours 66
- Up to 3 hours 43
- Up to 4 hours 18
- More than 4 hours 38



1 hour or less	Up to 2 hours	Up to 3 hours	Up to 4 hours	More than 4 hours
30% (+3%)	28% (-8%)	18% (-1%)	8% (+1%)	16% (+5%)

19. I have limits on my screen time on weekdays (0 point)

[More Details](#)

[Insights](#)

- Yes 153
- No 80



Yes	No
66% (+1%)	34% (-1%)

20. I have limits on my screen time on the weekend (0 point)

[More Details](#)

[Insights](#)

- Yes 125
- No 110

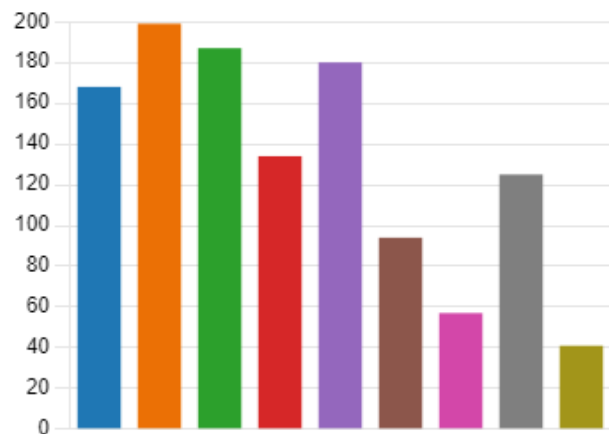


Yes	No
53% (+6%)	47% (-6%)

21. Which of the following do you think are the biggest risks for children and young people when they're online? **Choose 5 statements**

[More Details](#)

- Being bullied online 168
- Being contacted by a stranger (s... 199
- Being pressured to share person... 187
- Being pressured to share photo... 134
- Sharing personal information wi... 180
- Seeing or being sent something... 94
- Feeling pressured to look 'perfe... 57
- Being given (or believing) false i... 125
- Spending too much time online 41



Top 4:

- Being contacted by a stranger who wants to meet up with you (84%)
- Being pressured to share personal information online (79%)
- Sharing personal information with a stranger who then shares it more widely (76%)
- Being bullied online (71%)

Main headlines for 2024:

- No major changes from 2023 data, broadly similar results.
- Slightly less digital devices being used at home. Phones, tablets, laptops and desktops all scored lower than 2023. 8% lower for laptops.
- 9% more children said they used a games console compared to 2023.
- More than half of children surveyed do not use social media. Highest variation was Instagram (5% more children than 2023).
- Tiktok remained the highest result for children that use social media (28%).
- The vast majority of children watch online content via Youtube (92%).
- Every child said they had been taught online safety at school.
- Just under half of children said they felt safe online all of the time (an 8% increase on 2023).
- Just under 90% of children know what personal information means.
- Two thirds know how to make a report about any online behaviour.
- Two thirds of children only share images of themselves with friends, family or via school Twitter feed.
- 31% of children have had an unkind message or photo sent to them (4% increase on 2023).
- The majority of children think that most or some information on the internet is true.
- 14% more children know what PEGI ratings are and 14% more children admit to playing games with a higher PEGI rating than their age (compared to 2023).
- The majority of pupils spend either 1 hour or less (30%) or up to 2 hours (28%), however 38 pupils are spending more than 4 hours online each day.
- Slight increase in screen time limits on the weekend (6%) on 2023.
- Children chose the same big 4 elements of online safety as in 2023 (see above).