






Woodland Grange Primary School – KS2 Online Safety Pupil Survey (Spring 2023)


Q1: Which year group are you in? 	Year 3	25%
	Year 4	24%
	Year 5	26%
	Year 6	25%


Q2: I use these devices to go online at home (tick all that apply) 	Mobile phone	64%
	Tablet computer	73%
	Laptop computer	51%
	Desktop computer	26%


Q3: I use a games console (e.g. Xbox, Playstation or Nintendo Switch) to play online 	Yes	68%
	No	32%


Q4: I use the following social media apps/websites (tick all that apply) 	None	53%
	TikTok	32%
	Snapchat	24%
	Instagram	15%
	Facebook	13%


Q5: I watch videos online using Youtube 	Yes	89%
	No	11%


Q6: I have learnt about online safety at school 	Yes	100%
	No	0%


Q7: I feel safe online 	All the time	41%
	Most of the time	42%
	Some of the time	13%
	Not very much	5%
	Never	0%


Q8: I know what 'personal information' means 	Yes	85%
	No	15%


Q9: I know who to speak to if I feel unsafe online 	Yes	95%
	No	5%


Q10: I know how to make a report about anything that has made me feel uncomfortable or upset online 	Yes	66%
	No	34%


<p>Q11: I know how to change privacy settings on social media websites and apps such as TikTok, Snapchat, Instagram or Facebook</p> 	Yes	14%
	Some of them	25%
	No	19%
	I don't use them	42%


<p>Q12: I know how to block accounts and report messages on social media websites and apps such as TikTok, Snapchat, Instagram or Facebook</p> 	Yes	20%
	Some of them	19%
	No	17%
	I don't use them	44%


<p>Q13: I share photos of myself online</p> 	Yes	11%
	Yes (only with friends/family/school)	66%
	No	23%


<p>Q14: I have received unkind messages or photos via social media, email or text</p> 	Yes	27%
	No	73%


<p>Q15: Information on the internet is true?</p> 	All of it	2%
	Most of it	30%
	Some of it	57%
	Not very much of it	11%
	None of it	0%

<p>Q16: I know what PEGI ratings are</p> 	Yes	51%
	No	49%

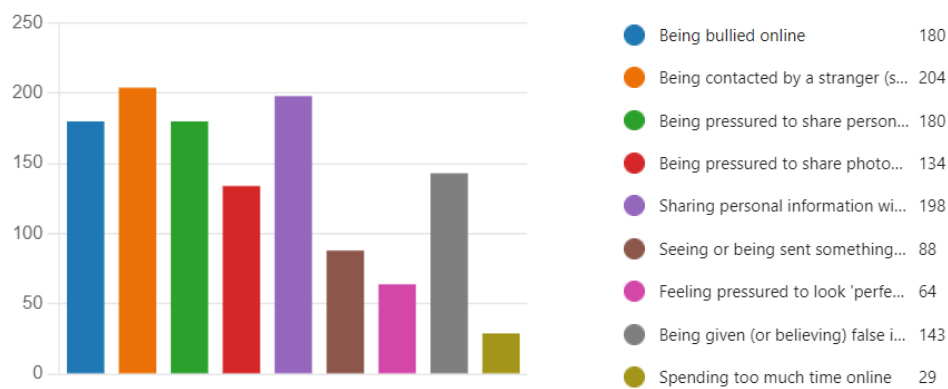
<p>Q17: I play games with a higher PEGI rating than my age</p> 	Yes	36%
	No	64%

<p>Q18: How long do you usually spend online each day? (Not including school)</p> 	1 hour or less	27%
	Up to 2 hours	36%
	Up to 3 hours	19%
	Up to 4 hours	7%
	More than 4 hours	11%

<p>Q19: I have limits on my screen time on weekdays</p> 	Yes	65%
	No	35%

<p>Q20: I have limits on my screen time on weekends</p> 	Yes	47%
	No	53%

Q21: Which of the following do you think are the biggest risks for children and young people when they're online? **Children choose 5 statements**



Total: 245 children

Top 4 results:

- Being contacted by a stranger (83%)
- Sharing personal information with a stranger (81%)
- Being pressured to share personal information online (73%)
- Being bullied online (73%)

2023 Headlines for KS2:

- Two thirds of children in KS2 own a games console
- Most children in KS2 watch content on Youtube
- Three quarters of children have not received an unkind message or image online
- Half of children know what PEGI ratings are
- One third of children admitted playing games with a higher PEGI rating than their age
- One third of children spend up to 2 hours online each day – excluding school (10% more than 4 hours)
- Two thirds of children have screentime limits during the week
- Slightly less than half have screentime limits during the weekend
- One quarter of children feel pressured to look perfect online
- 12% feel that spending too much time online is a problem for children and young people