



FOWG are now selling pre-loved uniform online at **uniformerly**.

Help us raise much-needed funds for our school by donating your outgrown school uniform and school accessories now!

Please arrange your donation by contacting us on [fowg@woodlandgrange.leics.sch.uk](mailto:fowg@woodlandgrange.leics.sch.uk) or contacting your [WhatsApp rep](#). Drop-offs to reception will not be accepted.

To purchase pre-loved items, register an account on [www.uniformerly.co.uk](http://www.uniformerly.co.uk), select our LEA & then school, and then have a look at the listings. Register your interest on items, and a member of FOWG will get back to you.

## WANTED...

- ✓ School cardigans/ jumpers
- ✓ School polo shirts / blouses
- ✓ School skirts / dresses
- ✓ School trousers
- ✓ PE t-shirts
- ✓ PE jumpers
- ✓ Book bags
- ✓ Coats
- ✓ Wellies
- ✓ Waterproofs
- ✓ School boots / shoes in good condition

Items can be with or without the school logo, all we ask is that they are clean and in good condition!

**reduce, reuse, donate**



# **WELCOME TO OUR YEAR TWO CURRICULUM EVENING**



# ANY QUESTIONS?

If you have any questions or need any clarification about life in Year 2, we will try to answer your questions at the end of the meeting.

# ROUTINES & TIMETABLES

- A reminder that the school day begins at **8.50am** and finishes at **3:15pm**.
- Children will need a **waterproof coat**, at all times, as we go out in all weathers.



- We provide a healthy snack of a piece of fruit or vegetable every day but we know some children like to bring their own – please ensure it is a healthy snack (fruit, veg or cheese) and has **NO NUTS**. Please name snack tubs or the bags that they bring the snack in so that we can send home any uneaten snacks for you to be aware of.
- As you know, water is essential for a healthy brain! Please ensure that your child has a **named** water bottle at school every day.





- PE Kits need to be in school **EVERY** day, although we have timetabled slots for PE these can change for a number of reasons - so we need to be flexible. P.E is scheduled in for Monday and Thursday so will usually take place on these days. We will always send their P.E kits home on a Friday to be washed if necessary.



- Please ensure that **ALL** clothes are named using permanent ink or sewn in/ ironed on labels. This includes all clothes when we go swimming including underwear as this goes missing too!!!!



- A reminder that **NO JEWELLERY** should be worn for P.E or swimming. This includes any religious jewellery (including string bracelets). If your child has earrings they need to be taught how to remove them on their own.



- If your child doesn't yet have a pair of plimsolls, please can you make sure they have a pair **as soon as possible**. This is to ensure your child gets to sit on a clean carpet.
- Homework – we have started dictations already so every fortnight we will send home a few sentences for your child to learn stuck in their homework book. We will also be sending home pieces of work to do that are connected to the learning we are doing in school. You can also look at our school web page if you want to do work to support the learning in school.
- It is vitally important that you let us know any medical conditions that your child may have including epi-pen use, allergies, inhalers etc and make sure that they are in date.



# COMMUNICATION


- Home/school books – use the back pages and remind your child to hand it in to their teacher
- Catch the teacher at the end of the day if there's anything you need to know.



# AIM TO HEAR YOUR CHILD READ EVERY DAY!

‘So, please, oh please, we beg, we pray, go throw your TV set away, and in its place you can install, a lovely  
bookcase on the wall.’

Little and often is best.





# NEW SCHEME – ROCKET PHONICS



## Reading:

### What does this mean for you?



- We have a brand-new reading book scheme that works alongside the Rocket Phonics Programme to compliment our teaching in school.
- The Rocket Phonic books are designed to appeal to children who are starting to learn to read, as well as those who are becoming fluent readers.
- The books are a variety of fiction and non-fiction, written by phonics experts and children's book writers.
- All of the books have been carefully levelled according to book banding and other criteria, to ensure gradual progression in difficulty.
- Foundation Stage pupils have a wide variety of new reading materials to send home, when they are ready.
- In KS1, year groups 1 and 2, we will endeavour to ensure that your child has an appropriate reading book that seamlessly matches their reading ability as a continuation of their reading progress.



We do not encourage children to look at their levels. This creates unhealthy competition and they can feel deflated when they are on a stage / level for months.

# **HOW PARENTS CAN HELP THEIR CHILDREN AT HOME WITH READING**

Reading books – please fill in your child's reading diary **EVERY** time you hear them read, letting us know how they have done and their ability to understand what they have read. Your child will change their book if we think it is appropriate when we hear them at school and they will have their diary checked on a Friday to see if they have read the book all the way through at home and understood it. If an adult has written a comment in the diary stating that they have been able to read and understand the book, we will change it for them then as well. We will try to hear your child read every week but it will only be a teacher every other week. We will also be doing guided reading sessions where we will be focusing on comprehension skills, which will mean they will not necessarily read their individual reading book that week.

## READING - CONTINUED

- 'Choosing books' are the books chosen from the selection in the classroom in our book boxes, which are to be enjoyed at home. Changed on a Tuesday.
- Library books - mostly non-fiction. They can change them once a week, so children also have a library book. Changed on a Friday.
- We will also be sending home a book from the Oxford Reading Tree scheme in the near future. This is a book to share with your child.
- Leaflet – 'How to help your child at home'. We will be sending this home.

# WRITING



- Vocabulary – This is looking closely at the words that we use and trying to find more exciting ones to extend our writing.
- CONNECTIVES / CONJUNCTIONS – using more than AND to connect two ideas in a sentence e.g. but, because, then, so, if, when...
- OPENERS – using different words to start sentences e.g. next, suddenly, then, immediately etc not the same word all the time.
- PUNCTUATION – we start with just full stops and upper case (capital) letters and then progress to exclamation marks, speech marks, commas and so on...
- Grammar – children need to be able to identify some of the technical parts of sentences e.g nouns etc
- Stamina – it is about building up the children's ability to write longer pieces of work that take into account all the elements above.
- Sentence stretching – we look at building up their ability to write more interesting sentences and encouraging them to use all the above factors in their writing.
- Teacher Assessment Framework - TAFs

# HANDWRITING

- Letter formation sheets are in the pack. We aim to make handwriting tailored to your child's specific needs. We have highlighted the letters that they need to practise on the sheet.
- Make sure they are sitting properly at an appropriate table (leave enough space, not rocking, spare hand holding the paper etc.).
- **WATCH THEM!** Some children can easily get into bad habits which will make 'joining' more difficult.





# DICTATIONS


- Dictations - helps children learn the spelling of words and also helps develop their handwriting, punctuation and grammar.
- The children will be given the dictation (set to their specific needs). We go through it carefully, looking at the spellings – and the phonetics, difficult spellings (Common Exception Words - CEW), how the letters sit on the line, how the letters are joined etc. They practice it in their homework book and highlight any words they have found difficult.
- The next week the children try it for themselves. We send home the dictation books so that parents can see how their children have done. Please make sure they are returned to school the next day.
- We monitor and adjust groups as required based on consistency.

# MATHS

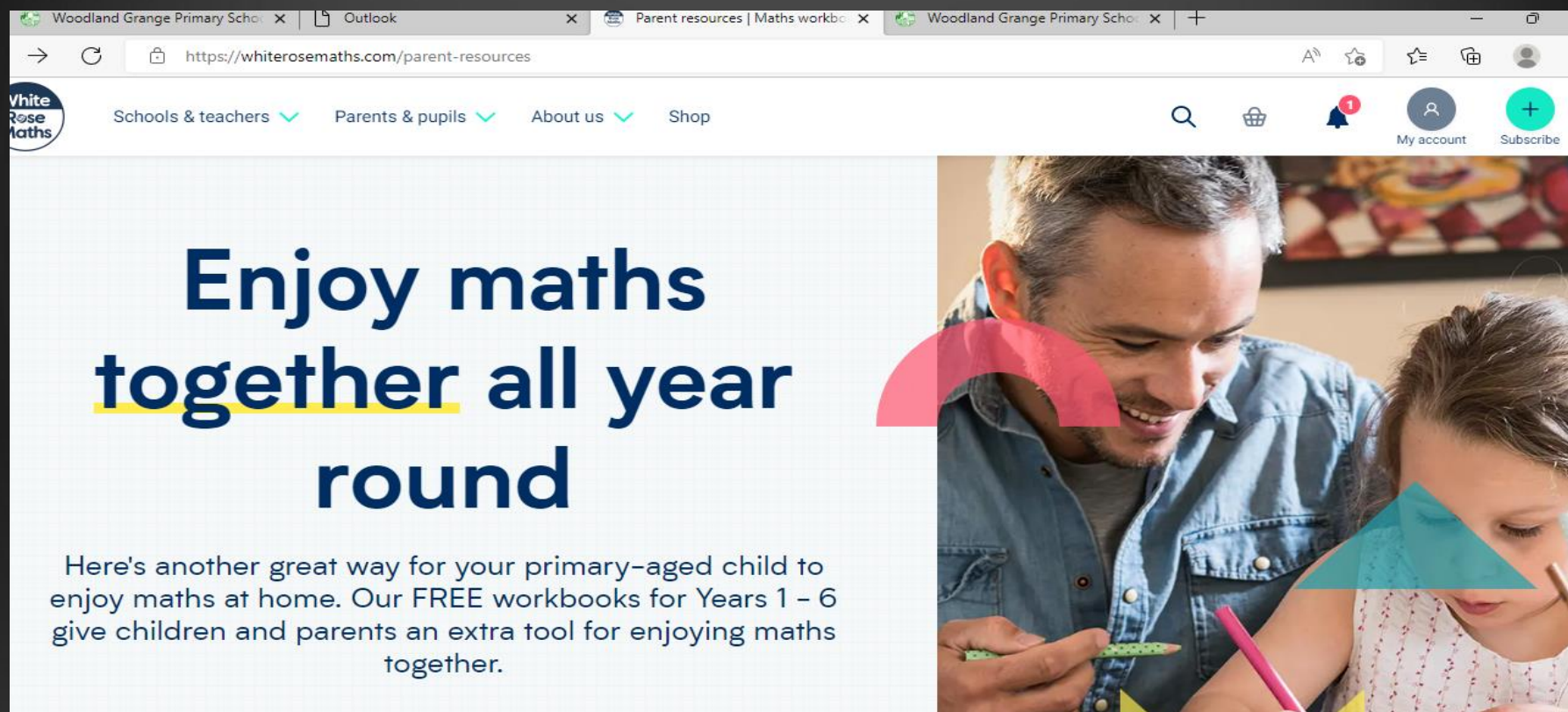


- Taking into account learning from last year
- Spend longer on topics within maths to embed learning
- Use and apply e.g. money (arithmetic & reasoning and problem solving)
- Methods for calculations
- Resources and schemes –as a school we are continuing to follow the White Rose Maths scheme. This year we are using the WRM booklets.

# MATHS

- 
- Counting and place value
  - Addition and subtraction
  - Multiplication and division
  - Fractions
  - Measure, money and time
  - Shape and data
  - Using and applying, solving problems

Parents can sign up for resources and guidance of how we approach calculations, pictorial representations and the depth of explanation we need from the children...



The screenshot shows a web browser with multiple tabs open, including 'Woodland Grange Primary School' and 'Outlook'. The active tab is 'Parent resources | Maths workbooks'. The address bar shows the URL 'https://whiterosemaths.com/parent-resources'. The website header includes the 'White Rose Maths' logo and navigation links: 'Schools & teachers', 'Parents & pupils', 'About us', and 'Shop'. On the right, there are icons for search, a shopping cart, a notification bell, a user profile ('My account'), and a 'Subscribe' button. The main content area features a large banner with the text 'Enjoy maths together all year round' in a bold, blue font, with 'together' underlined in yellow. Below this, a paragraph reads: 'Here's another great way for your primary-aged child to enjoy maths at home. Our FREE workbooks for Years 1 - 6 give children and parents an extra tool for enjoying maths together.' To the right of the text is a photograph of a man and a young girl sitting at a table, smiling and working on a worksheet with colored pencils. A large pink semi-circle and a teal triangle are overlaid on the photo.

# Enjoy maths together all year round

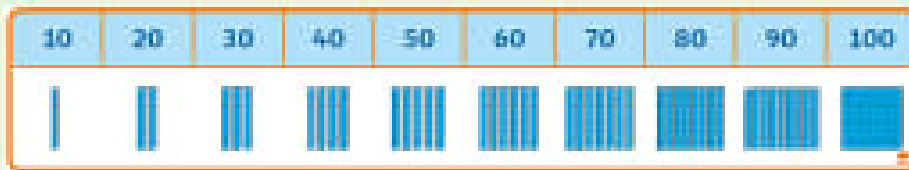

Here's another great way for your primary-aged child to enjoy maths at home. Our FREE workbooks for Years 1 - 6 give children and parents an extra tool for enjoying maths together.

There are brilliant short videos on the parent and pupil section for all of the topics covered in maths.

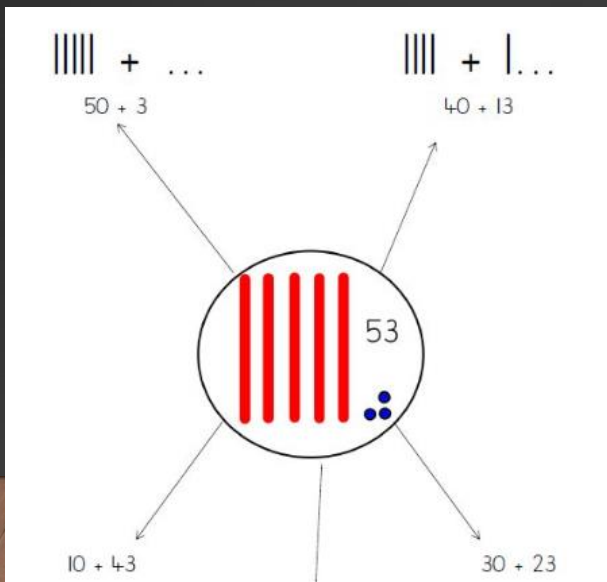


# WHAT EQUIPMENT DO WE USE AND WHY?

-We use dienes to understand what amounts look like. When we partition amounts it helps us understand how many tens and units. They also help with our times tables and addition/subtraction. They can be purchased on amazon etc.



-We always have equipment out on the tables to encourage children to explore their thinking and checking. Also for our assessment we check children can explain their working out with number lines, bead strings, drawings and dienes.





# TOPICS

- In year two we have 4 main topics: Wonderful Water, Fire and Light, Life and Castles
- Throughout the year we cover the curriculum, making connections within these topics by getting children to engage in a variety of activities related to these
- History, Geography, Art and Design & Technology are covered during Topic sessions. Not everything is linked. We now teach Science separately each week.
- We are currently working on our topic of Wonderful Water.



# PURPLE MASH

- Children will have an individual log in for Purple Mash and we will send it home once it has been set up (we will stick it in their homework books).
- We will set occasional '2do' tasks through Purple Mash for the children to complete at home as part of their homework.



# INDEPENDENCE

- Building a bridge from Year 1 to Year 3
- Children are in charge
- Rules and routines
- Independent learners



# KS1 SATS



- Please don't worry!
- Indication at the end of Key Stage 1 before moving up...
- They happen in May before half term – the children don't know they are doing them and seem to enjoy them.
- We practise beforehand so try to resist doing past papers, if possible, as we will be doing some of them in school.

# F.O.W.G.



- The Friends of Woodland Grange is our voluntary parents group.
- They volunteer their time to organise events across the school year including craft evenings, discos and bingo nights.
- Their BIGGEST fund raiser is Fun Day which happens at the end of the summer term
- Can you help?





# Friends of Woodland Grange

The Friends of Woodland Grange (FOWG) are our parents group.

They group are made up from parents and carers across the school.

They are a voluntary group who raise money on behalf of the school.

**Every** penny they raise comes back into school to benefit **every** pupil.

In the past they have raised money for play equipment, technology in school, books, toys and cooking equipment and ingredients.



## FOWG need your help!

They need helpers events (the first one this term is the Hallowe'en disco on Friday 28<sup>th</sup> October.

Look out for the next meeting date (check the website calendar, monthly newsletters or WhatsApp group reps).

Come along to the meeting to find out more and give up some time to organise/help at an event.

The BIG fundraiser comes at the end of the year. The FOWG summer will be on again (June 2023)



# PUPIL PREMIUM

## What is Pupil Premium?

Pupil Premium was introduced to help schools to further support the children of low income families. Children attract additional funding to the School. We can use the money to fund (for example):

- Additional tuition, Pay for day and residential trips , Pay for an after school club, Fund uniform

**Eligibility (these can be found on the school website, click [here](#))**

If you think your child is entitled to pupil premium,  
email [freeschoolmeals@leics.gov.uk](mailto:freeschoolmeals@leics.gov.uk) or call 0116 3056588 or 0116 3057093  
to apply

# **ANY QUESTIONS? *A REMINDER...***

If you have any questions or need  
any clarification about life in Year 2...

# THANK YOU FOR LISTENING!

